

BEIJING ORIENTAL YUHONG WATERPROOF TECHNOLOGY CO., LTD.



2018

002271

.....	1
.....	4
.....	9
.....	14
.....	45
.....	92
.....	108
.....	109
.....	124
.....	136
.....	140
.....	294

		2018 2018 1 1 2018 12 31

			002271
	BEIJING ORIENTAL YUHONG WATERPROOF TECHNOLOGY CO., LTD.		
	ORIENTAL YUHONG		
	2		
	101309		
	4		
	100123		
	www.yuhong.com.cn		
	stocks@yuhong.com.cn		

		4
	010-85762629	



2

	1,904,587,600.65	3,708,416,355.24	3,687,604,020.54	4,745,100,274.31
	98,857,595.45	519,557,198.20	495,885,650.07	393,920,842.48
	76,132,853.06	452,309,914.31	466,332,140.13	328,282,184.68
	-870,849,122.90	491,382,113.87	-151,217,118.97	1,544,630,757.91

	2018	2017	2016	
	2,166,285.17	-7,599,662.16	20,362,504.91	
	210,499,364.88	110,901,771.96	62,914,553.44	


7

			-1,063,974.11	

2008

1

--	--



2018-2019

2

Lehigh University

Spring House

Innovation Park

1,800

5

7

25

3

4

5

6

200

1000

7



1

2018

1

14,045,708,250.74

36.46%

2

9,187,089,970.45

43.34%

3

1,698,642,436.32

43.89%

268,180,033.28

31.62%

192,787,414.18

86.55%

4

1,013,946,629.91

1386.48%

-1,585,027,534.78

31.38%

21.48%

2,911,503,645.71

42.01%

27.29%

ABN

12.80%

2

1

	2018	2017	
--	------	------	--



	11,294,903,029.40	7,061,288,122.93	37.48%	35.98%	43.33%	-3.21%
	1,950,997,050.22	1,406,797,153.28	27.89%	37.70%	40.49%	-1.43%
	7,318,577,962.57	4,629,848,002.92	36.74%	37.19%	45.61%	-3.66%
	3,976,325,066.84	2,431,440,120.01	38.85%	33.80%	39.17%	-2.36%
	1,950,997,050.22	1,406,797,153.28	27.89%	37.70%	40.49%	-1.43%
	13,909,669,958.33	9,096,022,885.48	34.61%	35.91%	42.75%	-3.13%

1

3

			2018	2017	
			632,871,869.68	432,678,154.11	46.27%
			633,801,828.58	432,875,333.44	46.42%
			8,000,646.91	7,070,688.02	13.15%

30%

2018

2017

36.46%

46.27%

4

5

		2018		2017		
		6,427,525,858.00	91.02%	4,471,289,899.32	90.76%	43.75%
		197,154,669.54	2.79%	141,727,730.17	2.88%	39.11%
		119,490,126.71	1.69%	85,891,920.77	1.74%	39.12%
		317,117,468.68	4.49%	227,779,224.83	4.62%	39.22%
		381,116,590.82	27.09%	270,567,567.39	27.02%	40.86%
		845,610,526.85	60.11%	602,618,660.46	60.18%	40.32%
		121,094,750.91	8.61%	86,619,030.89	8.65%	39.80%
		58,975,284.71	4.19%	41,555,094.30	4.15%	41.92%
		512,605,809.94	83.76%	368,874,223.35	84.31%	38.96%
		51,223,861.38	8.37%	35,221,170.60	8.05%	45.43%
		48,163,893.56	7.87%	33,433,526.00	7.64%	44.06%
		9,080,078,841.08		6,365,578,048.08		42.64%

		2018		2017		
		4,195,140,471.12	90.61%	2,867,474,760.97	90.18%	46.30%
		121,312,819.26	2.62%	87,049,418.69	2.74%	39.36%
		94,790,519.51	2.05%	68,104,161.19	2.14%	39.18%
		218,604,193.03	4.72%	156,982,128.78	4.94%	39.25%
		2,232,385,386.87	91.81%	1,603,815,138.35	91.80%	39.19%
		75,841,850.28	3.12%	54,678,311.48	3.13%	38.71%
		24,699,607.20	1.02%	17,787,759.58	1.02%	38.86%
		98,513,275.65	4.05%	70,797,096.05	4.05%	39.15%
		381,116,590.82	27.09%	270,567,567.39	27.02%	40.86%
		845,610,526.85	60.11%	602,618,660.46	60.18%	40.32%
		121,094,750.91	8.61%	86,619,030.89	8.65%	39.80%
		58,975,284.71	4.19%	41,555,094.30	4.15%	41.92%
		512,605,809.94	83.76%	368,874,223.35	84.31%	38.96%
		51,223,861.38	8.37%	35,221,170.60	8.05%	45.43%
		48,163,893.56	7.87%	33,433,526.00	7.64%	44.06%

6

22

			3,223,870,002.97
			37.65%
5		196,224,483.65	2.29%
	--	3,223,870,002.97	37.65%

3

4

2018

14

HotterMan

588

198

322

68

	2018	2017	
--	------	------	--

5

	2018	2017	
	13,728,930,531.53	11,863,671,963.46	15.72%
	12,714,983,901.62	11,795,460,798.07	7.80%
	1,013,946,629.91	68,211,165.39	1,386.48%
	186,948,197.97	207,893,595.31	-10.08%
	1,771,975,732.75	1,458,616,466.41	21.48%
	-1,585,027,534.78	-1,250,722,871.10	-31.38%
	5,261,955,123.07	4,133,885,781.65	27.29%
	2,350,451,477.36	2,083,722,269.85	12.80%
	2,911,503,645.71	2,050,163,511.80	42.01%
	2,337,812,961.03	858,672,558.63	172.26%

)àH #q Ö Ö Bñ í

1, 013, 946, 629. 91

1386. 48%

-1, 585, 027, 534. 78

31. 38%

21. 48%

2, 911, 503, 645. 71

42. 01%

27. 29%

ABN

3

223,602,810.81
17,448,365.62
500,000,000.00
5,976,754.48
2,151,914.19
749,179,845.10

1

282,490,000.00	560,500,000.00	-49.60%

2

			50,000,000.00	100.00%						-7,395,789.96	-7,395,789.96		2017 05 08	(www.cninfo.com.cn)

50,000, 100.00	-8,593, -8,593,2
000.00 %	242.02 42.02

			0	%						828.12	28.12			(www.cninfo.com.cn)
--	--	--	---	---	--	--	--	--	--	--------	-------	--	--	---------------------

2014		125,122.9	4,690.92	118,775.79	0	14,586	11.66%	6,347.11			
2017		182,488.6	41,987.41	140,831.86	0	0	0.00%	41,656.74	-		
	--	307,611.5	46,678.33	259,607.65	0	14,586	4.74%	48,003.85	--		0
2018	12	31	2014		70,574.92			22,784.90			
					25,415.97			6,260.51		86.60	318.37
					86.60			231.77			
2018	12	31	2017		57,080.01						
83,751.85											
					37,300.00			5,556.74		6,114.74	
					5,556.74			460.00		98.00	
					1,200.00						

2

		()		(1)		(2)	(3) (2)/(1)				
2014			0	0	0	0	0.00%	2017 12 31	0		
4,000 4			36,152	36,152		36,187.84	100.10%	2016 12 31	13,091.07		
2,000 4 ”			25,430	25,430	2,337.86	25,058.85	98.54%	2016 12 31	7,643.67		
9								2014 08 31	5,960.9		
			15,700	15,700		15,740.58	100.26%				

1		10,470	10,470		10,474.5	100.04%	2014 12 31	2,016.97		
2.4		14,586	14,586	2,353.07	8,529.13	58.47%	2017 12 31	4,840.73		
		22,784.9	22,784.9		22,784.9	100.00%	2017 12 31	0		
2017		0	0	0	0	0.00%	2017 12 31	0		
2040		10,175.6	10,092.02	1,074.82	4,588.42	45.47%	2018 08 30	2,690.34		
10		16,101.5	15,969.24	552.21	9,081.47	56.87%	2017 12 31	4,417.46		
		45,864.1	45,487.37	12,650.03	45,236.04	99.45%	2018 03 31	5,696.83		
		31,364.43	31,106.8	7,661.91	20,773.84	66.78%	2018 07 30	2,578.99		
2400 4 20 1000	TPO	44,086.11	43,723.98	6,384.35	29,548.01	67.58%	2018 05 31	2,591.14		

3

		(1)		(2)	(3)=(2)/(1)				
2014	0	0	0	0	0.00%		0		
2.4	2,000	14,586	2,353.07	8,529.13	58.47%	2017 12 31	4,840.73		
	--	14,586	2,353.07	8,529.13	--	--	4,840.73	--	--
()			2016 10 19			2,000			
					2.4				
		14,586,				11.66%			
						2016			
()									

1

2

10%

			160,000,000.00	2,647,200,968.30	1,036,878,708.18	1,736,715,002.50	197,597,793.19	176,922,018.57
			300,000,000.00	1,229,526,602.16	493,393,602.75	1,664,112,084.80	222,506,516.88	195,670,070.11
			110,000,000.00	1,330,452,415.59	755,669,320.95	1,564,711,584.77	182,194,015.80	154,679,276.92
			100,020,000.00	2,335,183,062.67	1,238,706,652.48	2,062,023,872.30	276,528,156.40	235,589,718.12
			50,000,000.00	1,974,792,322.68	633,887,970.52	1,657,655,170.93	154,895,412.22	123,844,417.44
			400,000,000.00	1,151,594,850.83	221,854,888.20	1,747,117,715.89	160,913,194.98	134,448,494.87

1

2018

2018 1-12 784

2,000

1,147.37

14.8%

2

1

20

2

2020

40%

3

2014-2020

2018



2018 2022

1

2

3

4

5

6

7

ERP

DMS APS WMS TMS LIMS HSE

CIS

8

1

1

2

3

4

5

6

2 2019

1

,

2

3

4

5

6

1

2

3

MDI SBS

4

5

6

1

2018 03 16			

			DAW
2018 05 23			4 DAW
2018 11 07			DAW

[2012]37

3

[2013]43

2017-2019

2016 11 18 2016
2017 -2019

www.cninfo.com.cn

2017 2018 5 16 2017
2017 2018 6 19 881,863,218
10 1.499980
132,277,718.97 10 6.999907
617,296,051 2018 6 20

3

1 2016

2016	12	31	882,686,848	10
------	----	----	-------------	----

1.50	132,403,027.20
------	----------------

2 2017

2018	6	19	881,863,218	10
------	---	----	-------------	----

1.499980	132,277,718.97
----------	----------------

10	6.999907	617,296,051
----	----------	-------------

3 2018

10	3
----	---

2018	440,562,762.00	1,508,221,286.20	29.21%	0.00	0.00%	440,562,762.00	29.21%
2017	132,277,727.25	1,238,836,792.54	10.68%	0.00	0.00%	132,277,727.25	10.68%
2016	132,403,027.20	1,028,709,692.11	12.87%	0.00	0.00%	132,403,027.20	12.87%

10	0
10	3.00
10	0
	1,468,542,540
	440,562,762.00
	0.00
	440,562,762.00

		603,249,435.22
		100%
		20
	2018	1,508,221,286.20
446,256,973.85		10%
44,625,697.39	333,377,919.76	2017
131,759,761.00	603,249,435.22	
2018		10
3		
3		2016
2017	-2019	
	2018	

--	--	--	--	--	--	--

--	--	--	--	--	--	--

--	--	--	--	--	--	--

				2014 08 18		

			1	2016 11 01		

			2			
				3		
					4	
						5

			2018 10 18 2018 11 17 12	2018 10 18	2018 10 18 2019 11 17	

1

2018

[2018]15

55

A

“ ” “ ” “ ”

“ ” “ ” “ ”

“ ” “ ”

“ ” “ ”

“ ” “ ” “ ”

“ ” “ ” “ ”

“ ” “ ”

B

“ ” “ ”

“ ” “ ” “ ” “ ”

C

“ ” “ ”

” “ ”

[2018]15

2017

44,261,847.09

2017

44,261,847.09

22

	248
	12
	4 1

2014 A
19,100,699.77

2017
13,000,000.00

1 2012 10 10

1684 93.556% 116 6.444%
287 7.03 /

2 2013 7 5

34352 5.24% 1730.2 96.12%
69.8 3.878% 287
344 7.03 /

3 2013 7 22 2013

4 2013 8 19

311 1800 344
69.8 1701.4 1631.6 69.8 1730.2

2012 7.03 / 6.83
 / 2013 8 19
 311 1631.6 2013 9 5

1631.6

12762.60 2013 -2017

		2013	2014	2015	2016	2017
1631.6	12762.60	3038.89	6968.03	2002.49	547.05	206.13

5 2014 7 14

2014 7 14

19

69.8

12.80 /

2014

8 8

402.9688

2014 -2017

	2014	2015	2016	2017
402.9688	145.7611	207.7430	45.3839	4.0809

6 2014 8 21

302

391.7083

2013

391.7083 2014
 "Y9Tī t̄āesm ù•B Ő€ 2013
 2013
 26
 6.83 /
 26
 6% 345.28
 26
 47.6917 2014 9 30

	2013	2014	2015	2016	2017
12344.11	2930.68	6728.70	1950.94	532.97	200.82

12.80 / 6.40 /
 8 2015 7 14
 17 31.7 2013
 31.7 2015
 8 10 2013
 2014 5
 18.2 2015
 8 5 ,

	2014	2015	2016	2017
357.6468	130.5663	184.7024	38.8819	3.4962

9 2015 8 20

2014 2014 2014 12
 31 416,326,636 10 2.00
 10 10 2015 6 1
 416,326,636 832,653,272
 1192.2 2384.4
 2014

				6.83 /	3.415 /
10	2015	8	20		
				288	720.0167

3.265 / 6.40 / 6.25 / 3.415 /

14 2017 6 13

2013

2016

38.9333

2017 7 12

	2013	2014	2015	2016	2017
11,628.52	2,836.14	6,445.07	1,728.57	450.24	168.50

15 2017 6 13

2013

2016

11

2017 7 12

	2014	2015	2016	2017
341.7133	127.4590	177.9230	34.1213	2.2100

16 2017 7 17

2013 11 30.9399
 2013 30.9399
 2018 9 7
 2013
 2017 3
 2.89 2018
 12 17

	2014	2015	2016	2017
341.7133	127.4590	177.9230	34.1213	2.2100

1 2016 6 30

6,504.40
 83,069.34 7.83%
 5,854 90.00% 650.40 10.00%
 1,112 8.24
 /
 2 2016 7 1

2016 7

27

	6,500			
83,069.34	7.82%		6,414.1	98.68%
85.9		1.32%		
1,112	1,263		8.24	

5 2017 6 13

2016

2016

882,686,848

10 1.50

2017 6 1

2016

2017 6 1

8.24 / 8.09 /

6 2017 6 13

2016

119

2017 7 12

2016 -2020

	2016	2017	2018	2019	2020
	38,406.05	8,532.13	20,089.86	7,094.42	2,287.49
					402.17

7 2017 7 17

2017 7 17

85.9

0.0975%

18.31 /

6

0.5

24

85.4

2017 8 31

780.45

2017 -2021

	2017	2018	2019	2020	2021
780.45	232.22	358.59	133.78	46.35	9.51

8 2018 9 21

2017

2018 6 19

881,863,218

10

1.499980

,

10

6.999907

2018 6 20

2017

2018 6 20

8.09 /

4.6706 /

18.31 /

10.6824 /

9 2018 9 21

1015

2317.0615

2016

2317.0615

2018 11 9

2016

2017

312

688.0438

2018 12 17

2016 -2020

	2016	2017	2018	2019	2020
	35340.49	7703.94	18296.26	6772.63	2183.73
					383.93

10 2018 9 21

2016

3

16.9999

2018 12 17

2017 -2021

	2017	2018	2019	2020	2021
	689.60	205.19	316.84	118.21	40.95
					8.41

	2018 08 29	www.cninfo.com.cn

	2018 09 05	www.cninfo.com.cn
	2018 09 22	www.cninfo.com.cn
	2018 11 08	www.cninfo.com.cn
	2018 12 18	www.cninfo.com.cn

1

2018

						856.96	0.06%	1,340			856.96	2018 04 24	
						620.02	0.07%	1,260			620.02	2018 04 24	

2

3

4

5

1

1

2

3

2

1

	21							
	2017 04 21	3,000	2017 12 29	641				
	2018 04 24	12,200	2018 07 28	6,000				
	2017 04 21	24,000	2018 01 19	16,756.4				
	2017 04 21	5,000	2018 01 01	3,441.72				

	24							
B1		600,000	B2			113,249.36		
B3		600,000	B4			71,450.64		
A1+B1+C1		600,000	A2+B2+C2			113,249.36		
A3+B3+C3		600,000	A4+B4+C4			71,450.64		
A4+B4+C4						9.04%		

4

1

2018

2019 3 28

www.cninfo.com.cn

2

3

			1		14.0mg/m		4.26 /		
					100mg/m	2	30.2 /	98 /	
					2.11mg/m	DB37/237	0.616 /	72 /	
						4-2013			

25t/h
95-98% SCR 80%
95% 2 10t/h 2 15t/h

2017 8

1*25t/h+2*10t/h

2017 1 22

2018

SDBET-Hj2018-053)

371424-2018-016-L

ZWR-2018-045

BA2019371424015487

2018 9

2018

	2018 4 26	(http://www.cninfo.com.cn)

22			3		10		2018			
7	13									
			2018							
2018	7	31		2018						
						2018	8	1		
	2018	8								
	2018	8	11							
				2018	8	12				
	2018	12	31			23,540,159				
			1.570%		16.164	/		13.808 /		
			351,510,210.88							
				[2017]	894			2017	9	25
			1,840			100		18.40		

[2017]645	18.40	2017 10 20
		128016
2018 3 29		38.48 /
2018 3 27		
	2017 10	1.499980
	10 6.999907	2018 6 20
		38.48 /
22.55 /	2018 6 20	
7,079,337	2018 12 17	
		22.55 /
22.63 /	2018 12 18	
	2018 6 21	
	2018	
AA+		AA+
2018 9 25	2017 9 25	2018 9 24
0.30% 10	1,000	3.00
	14,470	1,839,484,800
1		
2017 8 29		
2018 2 6		

20

10

10

2

2017 12 14

DAW

2018 2

27

4

2018 3 20

2018

3

2017 7 20

2018 2 27

6

2018 3 20

2018

2018 2

4

2017 11 26

2018

2 5

2018 2

27

15

2018 3 20 2018

5

2018 4 4

17

10

7

2018 6

6

2018 4 19

2018

4 23

20

3

100% 2018 2 6 17,000

4

5,000

100% 2018 5 18

2018 6

8

3,500

100% 2018

5 18

9

8,000

100% 2018 5 18

10

5,000

5,000

10,000

2018 5 18

11

15,000					
15,000	30,000	100%	2018	12	20

12

30,000

2018

	www.cninfo.com.cn
2018 03 27	www.cninfo.com.cn
2018 04 03	www.cninfo.com.cn
2018 06 09	www.cninfo.com.cn
2018 06 13	www.cninfo.com.cn

		2018 02 28	www.cninfo.com.cn
		2018 03 21	www.cninfo.com.cn
		2018 04 09	www.cninfo.com.cn
		2018 04 19	www.cninfo.com.cn
		2018 04 24	www.cninfo.com.cn
		2018 05 17	www.cninfo.com.cn
		2018 05 25	www.cninfo.com.cn
		2018 01 12	www.cninfo.com.cn
		2018 01 23	www.cninfo.com.cn
		2018 02 07	www.cninfo.com.cn
		2018 04 26	www.cninfo.com.cn
		2018 05 08	www.cninfo.com.cn
		2018 05 19	www.cninfo.com.cn

		2018 12 21	www.cninfo.com.cn

		2018 04 09	www.cninfo.com.cn
		2018 05 08	www.cninfo.com.cn

1



2	0	0.00%	0	0	0	0	0	0	0.00%
3	0	0.00%	0	0	0	0	0	0	0.00%
4	0	0.00%	0	0	0	0	0	0	0.00%
	881,851,515	100.00%	0	0	617,296,051	-7,064,867	610,231,184	1,492,082,699	100.00%

1

2017

2018 6 20

2018 6 19

881,863,218

10 6.999907

617,296,051

2

2018 3

29

14,470

3

1	2017	2017	2018	6	19
	881,863,218	10	1.499980		
		10	6.999907		617,296,051
2		[2017]894		2017	9
25	1,840	100	18.40		2017
9	26				
	,	[2017]645	18.40		
	2017 10 20		2018 3 29		
3	2018 8 28				
		11	30.9399		
	2013				
	2013		2017		
		3			
	2.89				
2018	9 21				
	1015		2317.0615		
	2016				
2016					

	2017				
312					
	688.0438			2016	
			3		
			16.9999		
1	2017	2018	6	20	617,296,051
	2018	6	19		
2					
				707.9337	2018
12	17				
23,540,159				1.570%	16.164 /
	13.808 /			351,510,210.88	
		881,851,515		1,492,082,699	

2

--	--	--	--	--	--	--

2017

195,385,728

0

136,768,189

332,153,917

10

-

6.999907

						74,799
						2018 11 9
					1,806,400	
					1,019,994	
	1,662,594	0	1,163,800	2,826,394	2017	339,998
					10	
					6.999907	

1,167,594

0

817,305

					75% 114,375 2017 10 6.999907 788,325	2018 11 9 254,999
	965,475	0	750,822	1,716,297	823,802 892,495 75% 75,000 2017 10 6.999907 675,822	2018 11 9 297,498
	751,425	20,550	564,106	1,294,981	402,486 892,495	2018 1 2 20,550

					75% 52,500 2017 10 6.999907 511,606	2018 11 9 297,498
	750,000	0	639,892	1,389,892	624,897 764,995 75% 114,900 2017 10 6.999907 524,992	2018 11 9 254,999
	619,500	212,499	433,644	840,645	203,149	2018 12 17 212,499

					637,496	
					2017	
					10	
					6.999907	
					433,644	

2018 9 7

2018 11 9

445,380

71,166,395

75%

58,838,151

28,555,063

41,328,687

71,611,775

142,525

2017

10

6.999907

41,186,162

	310,064,500	28,903,312	217,446,537	498,607,725	--	--

1

3

1

	52,488		46,168	8	0	8	0
5%		10					
		29.68%	442,871,891	182,357,587	332,153,917	110,717,974	309,839,616
		6.02%	89,812,833	36,355,065	68,158,280	21,654,553	45,799,923
		2.55%	38,117,315	27,873,538	0	38,117,315	
		2.26%	33,686,6	10,082,2	0	33,686,6	

			96	84		96		
		1.96%	29,246,198	11,594,029	0	29,246,198		
		1.88%	28,001,563	28,001,563	0	28,001,563		
		1.54%	22,958,083	3,101,689	0	22,958,083		
		1.45%	21,707,351	8,938,251	0	21,707,351		
		1.37%	20,499,483	20,499,483	0	20,499,483		
LOF								
		1.28%	19,046,215	7,593,797	14,601,751	4,444,464		4,210,000
10								
3								
10								

		110,717,974	110,717,974
		38,117,315	38,117,315
		33,686,696	33,686,696
		29,246,198	29,246,198
		28,001,563	28,001,563
		22,958,083	22,958,083
		21,707,351	21,707,351
		21,654,553	21,654,553
	LOF	20,499,483	20,499,483
		17,336,955	17,336,955
10			
10	10		
10	4		

10

10

10

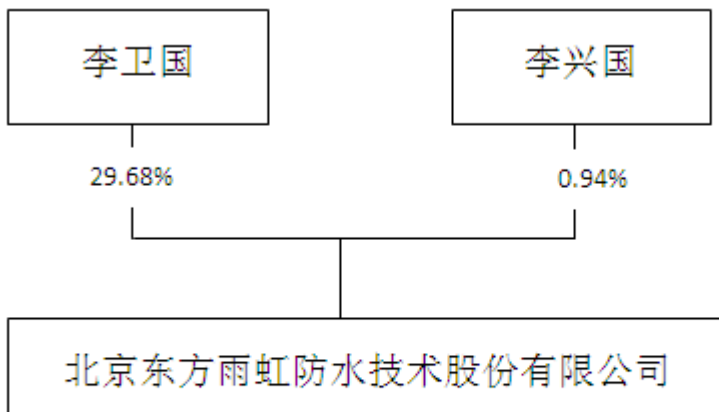
10

2

	<p>1965</p> <p>1989</p> <p>1993 1995</p> <p>1998</p> <p>2003 7</p> <p>2012</p>	<p>1992</p> <p>1995</p> <p>2005</p> <p>2017 11</p>
	<p>22.89%</p>	<p>603588</p>

3

	1965 1989 1992 1993 1995 1998 2003 7 2005 2012 2017 11
10	603588 22.89%



注：公司实际控制人为李卫国先生，李兴国先生与李卫国先生为兄弟关系，系李卫国先生的一致行动人。

4 10%

5

					2016 54 05 26	2019 05 25	260,514,304	0	0	182,357,587	442,871,891
					2016 53 05 26	2019 05 25	53,457,768	0	626,400	36,981,465	89,812,833
					2016 55 05 26	2019 05 25	11,452,418	0	248,700	7,842,497	19,046,215
					2016 48 05 26	2019 05 25	974,500	70,000	120,000	598,142	1,522,642
					2019 48 01 11	2019 05 25					
					2016 46 05 26	2019 05 25	2,216,792	0	275,000	1,359,236	3,301,028
					2016 46 05 26	2019 01 11					

					2016 42 05 26	2019 05 25	2,000	0	0	1,400	3,400
					2016 46 05 26	2019 05 25	826,000	0	78,700	310,604	1,057,904
					2016 46 05 26	2019 05 25	150,000	0	0	104,998	254,998
					2016 59 05 26	2019 05 25	1,556,792	0	200,000	949,742	2,306,534
					2016 39 05 26	2019 05 25	422,000	97,700	0	295,396	815,096
					2019 39 01 11	2019 05 25	0	0	0	0	0
					2018 41 02 06	2019 01 11	130,000	98,000	0	90,999	318,999
							335,591,668	671,400	1,948,800	233,334,396	567,648,664



1977

1998

2004

2004 8

1973

1998

1957

1983

1988

1989

1994

1995

1955

1990 2002

2002

2010

1963

1981

1986

1986

1992

1992

2011

1957

1980

1993

1993

2009

GD/TC83

2

3

1963

2000

2004

1993

2000

2004

2005

2005

2006

2007

1940

1959

1980

SBS/APP

PVC

2003

1977

3

1973

1973

Holcim

Group Support Ltd

HARP

P-media Network Inc.

CFO

1960

1980

1980

			2012 12 01	2019 03 30	
			2015 12 14		

			2006 05 26		
			2016 09 27	2019 09 26	
			2017 04 10		
			2011 07 19		
			2017 05 10	2020 05 10	
			2016 12 10		
			2015 01 01		
			2015 11 02	2019 11 01	
			2018 01 01		
			2015 12 14		
			2011 03 20		
			2011 09 23		
			2018 01 02	2021 01 01	

			2016 08 29	2019 08 28	

2017 08 24 2020

8 /

			54		85	
			53		48	
			55		208	
			48		180	
			46		216	
			48		180	
			42		126	
			46		90	
			62		8	
			64		8	
			56		8	

			62		8	
			56		41	
			79		47	
			42		21	
			46		60	
			46		109	
			59		96	
			39		79	
			39		0	
			41		43	
	--	--	--	--	1,661	--

					/				/	
		0	0	0	0	44,000	74,799	0	0	0
		0	0	0	0	700,000	297,498	0	0	892,495
		0	0	0	0	800,000	339,998	0	0	1,019,994
		0	0	0	0	700,000	297,498	0	0	892,495

		0	0	0	0	600,000	254,999	0	0	764,995
		0	0	0	0	600,000	254,999	0	0	764,995
		0	0	0	0	500,000	0	0	0	637,496
		0	0	0	0	150,000		0	0	254,998
		0	0	0	0	300,000	127,499	0	0	382,498
		0	0	0	0	300,000				

1

	1,789
	6,295
	8,084
	8,084
	0
	1,779
	2,322
	1,630
	231
	2,122
	8,084
	313
	3,365
	4,406
	8,084

2

3

G

4

8

1

2

3

4

5

1

2018		41.96%	2018 03 20	2018 03 21	www.cninfo.com.cn)
2017		31.87%	2018 05 16	2018 05 17	www.cninfo.com.cn)
2018		47.95%	2018 07 31	2018 08 01	www.cninfo.com.cn)

2

1

	18	18	0	0	0		1
	18	18	0	0	0		0
	18	18	0	0	0		2
	18	18	0	0	0		0

2

3

2018	2018 1 4	1	
2018	2018 1 15	1	
2018	2018 1 30	1	2
2018	2018 2 9	1	2 3
2018	2018 3 28	1	2 3
2018	2018 4 13	1	
2018	2018 4 15	1	2
	2018 4 27	1	2

	2018		
	2018	2018 5 11	1 2 3 4
	2018	2018 5 17	1
	2018	2018 12 13	1 2
	2018	2018 4 13	1 2017 2 2018 3 2017 4 2017 5 2017 6 2017 7 2017 8 2018 9 10 2018
	2018	2018 4 15	1 2018
	2018	2018 8 21	1 2018 2 2018
	2018	2018 10 10	1
	2018	2018 10 12	1 2018 2

	2018	2018 12 13	1	2014	
	2018	2018 12 20	1		
	2018	2018 4 13	1	2017	2 2017
	2018	2018 8 21	1		2017 2 3 4
	2018	2018 9 14	1		2 3 4 5
	2018	2018 1 30	1		2

2013 2016

1

2

	2019 03 28
	(http://www.cninfo.com.cn)
	100.00%

	100.00%			
	2018			
		10%		10%
	5%	10%	5%	10%
		5%		5%
	0			
	0			

	0
	0

2018 12 31	
	2019 03 28
	(http://www.cninfo.com.cn)

		128016	2017 09 25	2023 09 25	183,948.48	0.30% 0.50% 1.00% 1.30% 1.50% 1.80%	
		1	2				
		2018 9 25 24	0.30%	10	2017 9 25 1,000	2018 9 3.00	
		14,470		2018 3 29	2023 9 25		

					26	A	29

	"	"
		43,414.74
	"	"

2018 6 21

AA+

AA+

www.cninfo.com.cn

2

	2018	2017	
	231,200.55	169,965.3	36.03%
	140.79%	190.69%	-49.90%
	58.84%	48.23%	10.61%
	115.07%	153.87%	-38.80%
EBITDA	43.33%	57.42%	-14.09%
	9.48	19.2	-50.63%
	11.33	3.62	212.98%
EBITDA	10.77	21.53	-49.98%
	100.00%	100.00%	0.00%
	100.00%	100.00%	0.00%

30%

EBITDA

1, 102, 200

467, 627. 47



1

25 31

2018

2

1

2

3

4

5

6

7

1

2

3

4

5

6

7

11

2 4

1

2018 12 31

498,802.35

47,717.49

2

1

2

3

4

2018

1

2

3

4

5

6

1

2018 12 31

	4,854,923,180.61	2,423,169,504.29
	6,058,259,578.64	4,658,706,631.80
	1,547,410,951.71	376,784,033.09
	4,510,848,626.93	4,281,922,598.71
	376,441,704.75	293,151,552.24
	224,031,726.17	144,145,122.76
	610,232.22	3,645.37
	2,172,288,181.74	1,508,681,179.94
	266,367,947.21	302,777,595.38
	13,952,312,319.12	9,330,631,586.41
	249,882,601.82	239,689,805.00

3,713,369,280.57

1,326,651,564.54

	9,910,275,208.39	4,893,024,627.85
	1,504,020,484.92	1,430,294,504.46
		2,763,039.46
	147,584,679.43	96,153,474.24
	1,328,906.88	
	1,652,934,071.23	1,529,211,018.16
	11,563,209,279.62	6,422,235,646.01
	1,492,082,699.00	881,851,515.00
	415,174,684.09	415,290,965.56
	1,377,924,715.05	1,966,261,192.73
	716,616,606.67	517,902,930.00
	-16,361,182.13	-2,866,804.64
	155,374,581.01	110,748,883.62
	5,193,171,079.88	3,861,335,252.07
	7,900,749,970.23	6,714,718,074.34
	187,749,139.58	179,907,734.68

	8,088,499,109.81	6,894,625,809.02
	19,651,708,389.43	13,316,861,455.03

2

	2,528,828,176.62	1,062,732,811.94
	2,612,554,895.04	2,090,423,571.09
	874,574,735.62	230,431,321.06
	1,737,980,159.42	1,859,992,250.03
	179,335,189.21	117,394,030.27
	2,070,597,279.48	2,146,017,670.12
	1,226,150.94	3,645.37
	515,628,373.13	15,628,373.13
	68,166,555.46	57,525,092.43
	38,373,197.39	6,459,224.16
	7,497,855,293.20	5,480,552,400.01
	211,800,000.00	205,500,000.00
	3,067,149,803.97	2,768,989,998.72
	60,239,327.23	55,705,071.67
	758,634.50	473,292.44

	88,813,196.00	75,832,279.24
	1,346,278.58	1,954,838.21
	55,797,547.47	38,521,237.88
	83,723,650.00	65,285,899.57
	3,569,628,437.75	3,212,262,617.73
	11,067,483,730.95	8,692,815,017.74
	2,684,335,280.57	1,119,897,181.69
	1,733,115,948.21	953,844,139.83
	275,493,225.26	265,625,949.38
	20,912,311.27	17,989,601.61
	41,499,001.73	80,099,158.11
	1,445,289,952.42	1,587,307,561.74
	8,684,937.69	2,694,438.44
	39,800.00	39,800.00
	6,200,645,719.46	4,024,763,592.36
	1,504,020,484.92	1,430,294,504.46
		2,686,000.12

	1,504,020,484.92	1,432,980,504.58
	7,704,666,204.38	5,457,744,096.94
	1,492,082,699.00	881,851,515.00
	415,174,684.09	415,290,965.56

	121,642,432.49	99,183,796.67
	1,698,642,436.32	1,180,488,799.80
	916,977,431.33	843,820,929.65
	268,180,033.28	203,753,438.55
	192,787,414.18	103,345,953.52
	150,362,949.37	78,125,543.87
	27,307,491.56	13,913,685.81
	62,435,199.29	131,774,754.52
	210,499,364.88	110,901,771.96
“ ”	2,815,020.23	
“ ”		
“ ”		
“ ”	6,315,221.00	
“ ”	1,817,582,939.51	1,432,057,961.31
	14,571,607.85	13,780,794.19
	10,384,711.97	9,133,178.55
“ ”	1,821,769,835.39	1,436,705,576.95
	310,835,201.41	194,570,906.50
“ ”	1,510,934,633.98	1,242,134,670.45
“ ”	1,510,934,633.98	1,242,134,670.45
“ ”		
	1,508,221,286.20	1,238,836,792.54
	2,713,347.78	3,297,877.91
	-13,476,517.73	-3,250,173.89
	-13,494,377.49	-2,704,404.46



1.	
2.	
	-13,494,377.49
1.	
2.	
3.	
4.	
5.	-13,494,377.49
6.	
	17,859.76
	1,497,458,116.25
	1,494,726,908.71
	2,731,207.54
	1.01

0.00

0.00

	325,944,138.29	333,494,273.52
	90,936,607.61	65,215,009.36
	164,847,202.96	88,006,627.41
	121,767,876.14	64,725,222.38
	8,274,452.19	8,595,779.35
	20,051,366.98	46,387,484.53

2.		
3.		
4.		
5.		
6.		
	446,256,973.85	245,740,341.73

	1,379,162,419.00	1,035,389,699.65
	1,127,258,491.29	780,205,189.56
	1,628,377,133.30	1,152,527,960.29
	12,714,983,901.62	11,795,460,798.07
	1,013,946,629.91	68,211,165.39

	1,333,198,307.62	54,106,405.89
	5,261,955,123.07	4,133,885,781.65
	1,540,989,099.42	1,802,645,237.51
	270,642,320.51	220,783,766.01
		14,782,071.24
	538,820,057.43	60,293,266.33
	2,350,451,477.36	2,083,722,269.85
	2,911,503,645.71	2,050,163,511.80
	-2,609,779.81	-8,979,247.46
	2,337,812,961.03	858,672,558.63
	2,293,507,408.77	1,434,834,850.14
	4,631,320,369.80	2,293,507,408.77

6

	6,911,069,460.64	6,211,072,472.50
	873,086,527.84	1,126,890,742.03
	7,784,155,988.48	7,337,963,214.53
	6,743,143,876.52	5,518,923,540.74
	477,324,548.02	376,511,887.63
	254,923,945.25	150,309,126.73
	373,781,663.63	858,587,413.24
	7,849,174,033.42	6,904,331,968.34
	-65,018,044.94	433,631,246.19
	687,903.80	
	818,439.23	3,529,863.29

	18,889,481.25	15,984,133.98
	20,395,824.28	19,513,997.27
	52,083,752.15	80,421,963.04
	232,490,000.00	560,500,000.00
		1,832,278,000.00
	284,573,752.15	2,473,199,963.04
	-264,177,927.87	-2,453,685,965.77
		15,636,740.00
	2,529,438,098.88	1,707,809,850.03
		1,827,000,000.00
	899,418,711.01	25,150,233.46
	3,428,856,809.89	3,575,596,823.49
	965,000,000.00	1,316,116,657.05

	881,85			415,2	1,966,2	517,902	-2,866,8		110,748		3,861,3	179,907	6,894,6
	1,515.			90,96	61,192.	,930.00	04.64		,883.62		35,252.	,734.68	25,809.
	00			5.56	73						07		02
	881,85			415,2	1,966,2	517,902							
	1,515.			90,96	61,192.	,930.00							
	00			5.56	73								

1									44,625, 697.39		-44,625, 697.39		
2													
3											-131,75 9,761.0 0		-131,75 9,761.0 0
4													
	617,29 6,051. 00												
1	617,29 6,051. 00												
2													
3													
4													




4													
1													
2													
3													
4													
5													
1													
2													
	881,851,515.00			415,290,965.56	1,966,261,192.73	517,902,930.00	-2,866,804.64		110,748,883.62		3,861,335,252.07	179,907,734.68	6,894,625,809.02

8

	881,851,515.00			415,290,965.56	2,011,704,566.86	517,902,930.00			110,748,883.62		333,377,919.76		3,235,070,920.80
	881,851,515.00												

“ ”	184.00			1.47	832.94	76.67			7.39	,515.46	05.77
-----	--------	--	--	------	--------	-------	--	--	------	---------	-------



										8,954.33	954.33
										3	
3											
1											
2											
3											
4											
5											
1											
2											
	881,851,515.00			415,290,965.56	2,011,704,566.86	517,902,930.00			110,748,883.62	333,377,919.76	3,235,070,920.80

()

1998 3 30 300

2000 10 12 [2000]126

2000 8 31 2,472.5 1 1
2000 10 13

1100002604378

2007 2007 6 30 2,472.5
10 6 1,483.5

3,956

2007 [2008]927

2008 9 1 1,320

2008

[2008]131

DevelopmentsLtd.

YuhongAmerica

OrientalYuhong(America

“

”

1

”

15 —

2014

“

2

11

14

17

25

1

2018

2018 12 31

2

1 1

12 31

3

12

4

5

1

2

3

6

1

2

“ ”

3

4

7

8

1

2

“ ”

“ ”

“ ”

9

1

2

11

3

172

5

10

6

-

-

12

50%

50%

12

12

12

12

7

8

10

1

2

√ □

1 1	5.00%	5.00%
1 2	10.00%	10.00%
2 3	30.00%	30.00%
3 4	50.00%	50.00%
4 5	80.00%	80.00%
5	100.00%	100.00%

□ √

□ √

3

11

1

2

3

4

5

12

1

2

22 —

22 —

3

178

20% 20% 50%

20%

4

19

13

1

14

19

15

1

2

3

3

180

16

1

17

18

19

1

2

3

4

“

”

20

1

2

3

21

1

2

3 D A
 E B C
 F

3

4

22

1

2

23

1

C A D B

C A B D

25

/

1

2

1

2



30

31

“ ”

32

33

1

2

28

1

√ □

--	--	--

1

2018
55

[2018]15

A

“ ” “ ” “ ”

“ ” “ ” “ ”

“ ” “ ”

“ ” “ ”

“ ” “ ”

“ ” “ ”

“ ” “ ”

“ ” “ ”

B

“ ” “ ”

“ ” “ ” “ ”

C

“ ” “ ”

” “ ”

[2018]15

44,261,847.09

44,261,847.09

2017

2017

2

□ √

1

		17 16 11 10 6 5 3
		4
		1 5 7
		25

3 5

0%

GR201821001006

2018 2020

15%

2018 11 30

GR201811009323

2018 2020

15%

2015 10 10

GR201544006308

2015 2017

15%

2015 10 30

GR201531001015

1y9E (8901 A) 15%

2015 2017

15%

2018 11 30

GR201837002372

2016 12 9

GR201644006739

2016 2018

15%

1

	2,058,925.80	4,247,564.82
	4,629,261,444.00	2,289,159,279.79
	223,602,810.81	129,762,659.68
	4,854,923,180.61	2,423,169,504.29
	202,170,976.22	319,634,554.41

2018 12 31

91,416,498.89

1,505,437.97

96,081,864.87

32,314,935.09

2,284,073.99

223,602,810.81

2

	1,547,410,951.71	376,784,033.09
	4,510,848,626.93	4,281,922,598.71
	6,058,259,578.64	4,658,706,631.80

1

1)

	280,470,666.87	99,248,155.13
	1,266,940,284.84	277,535,877.96
	1,547,410,951.71	376,784,033.09

2)

		17,448,365.62
		17,448,365.62

3)

	987,490,861.53	
		133,845,438.48
	987,490,861.53	133,845,438.48

2

1)

	4,982,978,741.59	472,130,114.66	9.47%	4,510,848,626.93	4,710,012,846.74	99.92%	428,090,248.03	9.09%	4,281,922,598.71
	5,044,796.25	5,044,796.25	100.00%		3,732,412.25	0.08%	3,732,412.25	100.00%	
	4,988,023,537.84								

1	2	493,095,032.13	49,309,503.22	10.00%
2	3	182,416,878.28	54,725,063.49	30.00%
3	4	82,396,848.42		

1	353,611,866.14	93.94%	285,818,884.80	97.50%
1 2	19,554,988.76	5.19%	5,646,515.03	1.93%
2 3	1,689,927.09	0.45%	1,153,347.73	0.39%
3	1,584,922.76	0.42%	532,804.68	0.18%
	376,441,704.75	--	293,151,552.24	--

1

1 22,829,838.61 ,

2

166,855,692.73

44.32%

4

	610,232.22	3,645.37
	223,421,493.95	144,141,477.39
	224,031,726.17	144,145,122.76

1

1)

	610,232.22	3,645.37
	610,232.22	3,645.37

2

1)

	266,629,634.14	98.63%	43,208,140.19	16.21%	223,421,493.95	175,962,934.90	98.92%	31,821,457.51	18.08%	144,141,477.39

	3,695,777.67	1.37%	3,695,777.67	100.00%		1,923,286.46	1.08%	1,923,286.46	100.00%	
	270,325,411.81	100.00%	46,903,917.86	17.35%	223,421,493.95	177,886,221.36	100.00%	33,744,743.97	18.97%	144,141,477.39

√

√

1			
1	180,154,040.30	9,007,702.02	5.00%
1 2	32,607,055.55	3,260,705.56	10.00%
2 3	14,894,525.96	4,468,357.79	30.00%
3 4	23,872,416.04	11,936,208.01	50.00%
4 5	2,832,147.39	2,265,717.91	80.00%
5	12,269,448.90	12,269,448.90	100.00%
	266,629,634.14	43,208,140.19	16.21%

√

√

2)

13,186,176.40

0.00

3)

	27,002.51

4)

	88,990,806.48
	106,136,725.65

	61,986,895.13	11,547,827.37
	59,178,756.44	30,645,020.08
	42,785,222.28	27,409,586.14
	17,383,731.48	2,147,062.12
	270,325,411.81	177,886,221.36

5)

		45,343,000.00	1	16.77%	2,267,150.00
		20,000,000.00	3-4	7.40%	10,000,000.00
		6,684,710.34	1	2.47%	334,235.52
		5,265,678.02	5	1.95%	5,265,678.02
		2,797,951.38	1	1.04%	139,897.57
	--	80,091,339.74	--	29.63%	18,006,961.11

5

1

	590,565,309.39	505,795.85	590,059,513.54	536,168,759.28	1,763,768.18	534,404,991.10
	386,461,015.33	2,325,948.89	384,135,066.44	283,620,584.09	2,004,662.03	281,615,922.06
	40,888,535.48		40,888,535.48	45,220,301.59		45,220,301.59
	1,163,305,008.39	6,099,942.11	1,157,205,066.28	653,751,474.02	6,311,508.83	647,439,965.19

i9p

4 —

11 —

2

	1,763,768.18	208,694.28		1,466,666.61		505,795.85
	2,004,662.03	1,376,670.69		1,055,383.83		2,325,948.89
	6,311,508.83	2,497,628.65		2,709,195.37		6,099,942.11
	10,079,939.04	4,082,993.62		5,231,245.81		8,931,686.85

3

4

	10,673,953,509.67
	1,927,863,196.68
	6,099,942.11
	11,438,511,697.96
	1,157,205,066.28

6

	263,398,600.57	151,907,299.99
		150,000,000.00
	1,261,141.45	861,720.68
	1,708,205.19	8,574.71
	266,367,947.21	302,777,595.38

7
1

	249,882,601.82		249,882,601.82	239,689,805.00		239,689,805.00
	249,882,601.82		249,882,601.82	239,689,805.00		239,689,805.00
	249,882,601.82		249,882,601.82	239,689,805.00		239,689,805.00

2

	192,000,000.00		192,000,000.00						4.80%	
		3,892,796.82		3,892,796.82						

1.	177,136,903.29	309,527,006.19	21,136,071.69	68,519,864.81	576,319,845.98
2.	70,843,784.34	144,781,348.18	5,342,229.96	22,482,256.15	243,449,618.63
1	70,843,784.34	144,781,348.18	5,342,229.96	22,482,256.15	243,449,618.63
	652,259.29	12,745,501.21	2,388,704.18	2,918,205.33	18,704,670.01
1					

	24,579,338.77	
	584,711,002.59	

2018 12 31
46

5,976,754.48

9

	539,539,108.22	810,396,810.48
	539,539,108.22	810,396,810.48

1

DAW	125,309,194.72		125,309,194.72	3,608,661.62		3,608,661.62
10	125,212,486.58		125,212,486.58	131,528,106.73		131,528,106.73
2400						
4	94,224,021.57		94,224,021.57	191,416,610.69		191,416,610.69
20						
1000						
TPO						
	36,011,227.58		36,011,227.58	13,657,797.51		13,657,797.51
	33,672,003.43		33,672,003.43	202,545,704.19		202,545,704.19
	25,762,682.01		25,762,682.01	1,338,621.99		1,338,621.99
2040	22,500,587.22		22,500,587.22	154,709.96		154,709.96

3						
	20,750,987.79		20,750,987.79	7,714,626.67		7,714,626.67

15,742,889.08

	302,965.52		302,965.52			
	231,493.82		231,493.82			
				86,915,351.51		86,915,351.51
				7,313,652.13		7,313,652.13
2.4				4,412,048.35		4,412,048.35
				102,820.75		102,820.75
10				2,371,955.36		2,371,955.36
				989,923.42		989,923.42
XPS				975,510.65		975,510.65
				877,581.59		877,581.59
				380,000.00		380,000.00
2040						
	539,539,108.22		539,539,108.22	810,396,810.48		810,396,810.48

2

DAW	289,120,780.00	3,608,661.62	121,700,533.10			125,309,194.72	43.34%	50%				

10	361,091,900.00	131,528,106.73	188,001,064.43	194,316,684.58		125,212,486.58	88.49%	85%	16,556,902.88	14,683,797.81	5.60%
2400											
4	437,239,800.00	191,416,610.69	87,022,003.02	184,214,592.14		94,224,021.57	63.68%	80%	15,801,985.92	13,182,470.26	5.60%
20											
1000											
TPO											
	77,000,000.00	13,657,797.51	36,425,476.68	14,072,046.61		36,011,227.58	78.24%	80%			
	454,873,700.00	202,545,704.19	186,483,833.57	355,357,534.33		33,672,003.43	85.53%	90%	23,651,986.18	20,173,472.81	5.60%
	420,475,400.00	1,338,621.99	157,571,727.99	133,147,667.97		25,762,682.01	37.79%	40%			
2040	85,955,000.00	154,709.96	22,345.877.26			22,500,587.22	26.18%	40%			

3												
	50,000,000.00	7,714,626.67	13,036,361.12			20,750,987.79	41.50%	50%				
	289,000,000.00		15,742,889.08			15,742,889.08	5.45%	5%				
	500,000,000.00	3,469,811.33	11,527,751.41			14,997,562.74	3.00%	5%				
	310,000,000.00		6,718,678.21			6,718,678.21	2.17%	3%				
	180,000,000.00	150,131,134.94	6,388,498.61	151,153,381.45		5,366,252.10	86.96%	95%				
	311,068,000.00	86,915,351.51	89,462,685.75	176,378,037.26			56.70%	80%	11,481,108.84	9,804,280.37	5.60%	
	30,000,000.00	7,313,652.13		7,313,652.13			80.10%	100%				
10	159,692,400.00	2,371,955.36	4,421,319.41	6,793,274.77			60.49%	100%	5,300,494.77	4,421,319.41	5.60%	

XPS	24,000,000.00	975,510.65	21,564,501.65	22,540,012.30			93.92%	100%				
2040	100,920,200.00		12,704,524.60	12,704,524.60			52.43%	100%	2,624,368.08	2,125,242.35	5.60%	
	4,080,437,180.00	803,142,255.28	981,117,725.89	1,257,991,408.14		526,268,573.03	--	--	75,416,846.67	64,390,583.01		--

10

1

1.	632,146,837.15	1,393,238.05		1,431,900.00	37,573,241.67	672,545,216.87
2.	331,026,157.75	1,575,471.70	642,739.66		23,536,336.91	356,780,706.02

1.	42,989,547.94	46,125.64		385,620.91	2,756,489.41	46,177,783.90
2.	17,606,725.30	222,389.16	32,136.98			

11
1

	13,469,206.10				13,469,206.10
	2,622,808.63			2,622,808.63	
	6,815,807.91				6,815,807.91
	20,509,184.80				20,509,184.80
DAW ASIA LIMITED	6,110,065.21				6,110,065.21
		4,623,456.08			4,623,456.08
	49,527,072.65	4,623,456.08		2,622,808.63	51,527,720.10

2

	2,622,808.63			2,622,808.63	
	2,622,808.63			2,622,808.63	

5

4.00%

9.50%

2018 7

70.01%

2018 7-12

400

578.18

2017 5

65.00%

	53,563,506.32	29,544,923.71
	157,721,080.98	121,254,505.80
	211,284,587.30	150,799,429.51

4

2018		1,639,910.48	
2019	4,634,299.00	4,634,299.00	
2020	12,506,159.41	15,205,981.34	
2021	26,681,856.56	45,880,249.40	
2022	29,966,528.14	53,894,065.58	
2023	83,932,237.87		
	157,721,080.98	121,254,505.80	--

14

	203,661,584.15	140,976,745.57
	468,721,250.93	63,185,958.00
	672,382,835.08	204,162,703.57

15

1

	3,340,668,514.29	981,534,514.29
	121,900,000.00	29,800,000.00
	116,955,327.80	258,727,975.72
	133,845,438.48	56,589,074.53
	3,713,369,280.57	1,326,651,564.54

1							
A	30,000	2018	12	31			30,000
B		30,000		2018	12	31	15,000
C	19,000			30,000		2018	12 31
D						20,000	2018
12 31				8,000			
E						25,000	2018 12 31
	5,000						
F				100,000		2018	12 31
30,000							
G				40,000		2018	12 31
30,000							
H				27,200		2018	12 31
21,700							
I				20,000		2018	12 31
20,000							
J							
	89,000			2018	12	31	38,000
K							
						30,000	
		2018	12	31			

3

A

14,691,117.44

B

119,154,321.04

4

A

3,000

2018 12

31

2,700

B

5,000

2018

12 31

2,000

C

100

2018 12 31

100

D

5,390

2018 12 31

5,390

E

2,000

2018 12 31

2,000

16

2

	2,591,985,253.26	648,529,228.09
	274,969,472.32	141,639,784.07
	110,041,788.81	48,816,419.67
	73,887,780.36	50,423,733.94
	245,405.63	3,510,016.95

18
1

	51,368,271.42	1,293,226,945.15	1,305,216,779.95	39,378,436.62
-	1,285,007.50	72,739,409.72	72,619,770.24	1,404,646.98
		6,522,365.99	5,471,396.70	1,050,969.29
	52,653,278.92	1,372,488,720.86	1,383,307,946.89	41,834,052.89

2

1	46,479,274.49	1,148,055,918.95	1,160,710,872.14	33,824,321.30
2		41,548,845.63	41,548,845.63	
3	814,644.35	43,172,751.55	42,735,916.41	1,251,479.49
	583,616.83	36,565,996.84	36,670,709.33	478,904.34
	72,899.14	3,608,739.72	3,644,825.27	36,813.59
	158,128.38	2,998,014.99	2,420,381.81	735,761.56
4	1,973,452.24	42,332,320.56	42,336,171.64	1,969,601.16
5	2,100,900.34	18,117,108.46	17,884,974.13	2,333,034.67
	51,368,271.42	1,293,226,945.15	1,305,216,779.95	39,378,436.62

3

1	1,080,192.59	70,168,208.15	70,096,306.14	1,152,094.60
2	204,814.91	2,571,201.57	2,523,464.10	252,552.38
	1,285,007.50	72,739,409.72	72,619,770.24	1,404,646.98

19

	89,354,038.71	140,021,132.91
	220,697,676.69	133,733,845.55
	10,030,857.49	7,617,589.43
	9,741,918.14	10,508,789.47
	7,858,084.60	9,343,192.31
	3,017,680.13	2,388,196.38
	1,458,021.04	526,889.18
	1,424,298.43	1,775,975.20
	343,582,575.23	305,915,610.43

20

	9,247,610.19	2,879,846.27
	39,800.00	39,800.00
	1,783,356,871.58	1,502,288,199.95
	1,792,644,281.77	1,505,207,846.22

1

	5,562,672.50	1,423,164.27
	3,684,937.69	1,456,682.00
	9,247,610.19	2,879,846.27

2

	39,800.00	39,800.00
	39,800.00	39,800.00

1)

		620,650,136.52	519,353,718.30
		292,033,351.32	238,332,065.58
		423,194,054.77	199,327,797.12
		82,392,783.43	27,371,688.95
		365,086,545.54	517,902,930.00
		1,783,356,871.58	1,502,288,199.95

21

		1,504,020,484.92	1,430,294,504.46
		1,504,020,484.92	1,430,294,504.46

2

	1,840,000	2017	9		1,840,000	1,430,294		6,285,537	73,437,14	5,996,706		1,504,020
	,000.00	25	6		,000.00	,504.46		.64	9.16	.34		,484.92
	--	--	--		1,840,000	1,430,294		6,285,537	73,437,14	5,996,706		
					,000.00	,504.46		.64	9.16	.34		

A 20 38.48 20

A

/

515,200.00 14,470.00 116,281.47
 5,481,506.34

22

		2,763,039.46
		2,763,039.46

1

	2,763,039.46		2,763,039.46		
	2,763,039.46		2,763,039.46		--

“ ”

23

	96,153,474.24	62,633,914.32	11,202,709.13	147,584,679.43	


	96,153,474.24	62,633,914.32	11,202,709.13	147,584,679.43	--
--	---------------	---------------	---------------	----------------	----

								/
		44,148,814.3 2		1,162,673.75			42,986,140.5 7	

5,400,000.00

540,000.00

4,860,000.00



5			2017 5		
XPS	2015 2	2015 4	2017 4		14,878,067.17
	HCFCs				
6			2016 11		
		500,000.00			
7			2014 1		
		21,956,000.00			
8			2017 4		
			23,020,000.00		
9			2015 4		
		16,740,000.00			2.4
10			2017 12		
3,500,000.00			EVA		
11			2015 11		
		3,930,000.00			
12			2015 5		
	2014			300,000.00	
13			2015 6	2015 9	2016 5
				12,600,000.00	
14			2016 9	2016 10	
		1,284,000.00			
15			2017 11		
			3,860,000.00		
16			2013 11		
			13,430,000.00		

17
1,500,000.00

2017 9

18
2014 12
1,000,000.00

2014

24

		+ —					
	881,851,515.00			617,296,051.00	-7,064,867.00	610,231,184.00	1,492,082,699.00

1 2017 2018
6 19 881,863,218 10
6.999907 617,296,051

2 2018 1 1 2018 11 30 14,466
3 2013
28,900.00 3 3

2017 3.5883
2.89

2016 7,050,437.00 312 312
2017

4.6706 688.0438
3 3

10.6824 16.9999 7,079,337
1,492,082,695.00

(2018) 110ZC0290

4 2018 12 4
1,492,082,699.00

25

1

	2017 9 25		0.3% 0.5% 1.0% 1.3% 1.5% 1.8%	100 /	1,840	18.40	2023 9 25		

2

	18,400,000	415,290,965. 56			5,152	116,281.47	18,394,848	415,174,684. 09
	18,400,000	415,290,965. 56			5,152	116,281.47	18,394,848	415,174,684. 09

	5,152	116,281.47	14,470.00
511,926.65		106,123.63	1,038.81

26

	1,617,645,018.78	151,693,381.25	644,272,186.91	1,125,066,213.12
	348,616,173.95	55,892,865.30	151,650,537.32	252,858,501.93
	1,966,261,192.73	207,586,246.55	795,922,724.23	1,377,924,715.05

1	2017			2018
6 19		881,863,218		10
6.999907		617,296,051	-	617,296,051
2		14470	-	511,926.65

	-2,866,804.64	-13,476,517.73			-13,494,377.49	17,859.76	-16,361,182.13
	-2,866,804.64	-13,476,517.73			-13,494,377.49	17,859.76	-16,361,182.13
	-2,866,804.64	-13,476,517.73			-13,494,377.49	17,859.76	-16,361,182.13

-13,476,517.73
-13,494,377.49
17,859.76

29

	110,748,883.62	44,625,697.39	155,374,581.01
	110,748,883.62	44,625,697.39	155,374,581.01

30

	3,861,335,252.07	2,778,451,448.03
	3,861,335,252.07	2,778,451,448.03
	1,508,221,286.20	1,238,836,792.54
	44,625,697.39	24,574,034.17
	131,759,761.00	131,378,954.33
	5,193,171,079.88	3,861,335,252.07

- 1) 0.00
- 2) 0.00
- 3) 0.00
- 4) 0.00
- 5) 0.00

31

	13,927,370,442.43	9,080,078,841.08	10,245,976,960.53	6,365,578,048.08
	118,337,808.31	107,011,129.37	46,988,480.52	43,863,530.91
	14,045,708,250.74	9,187,089,970.45	10,292,965,441.05	6,409,441,578.99

32

	43,215,701.42	35,343,097.48
	35,532,511.81	30,449,038.58
	10,026,777.12	7,649,446.15
	18,719,321.21	14,850,904.03
	12,218,268.04	10,336,151.97
	1,929,852.89	555,158.46
	121,642,432.49	99,183,796.67

33

	585,055,926.78	432,237,092.48
	474,572,454.66	382,115,780.98
	206,055,922.01	101,474,906.62
	152,323,200.78	84,787,780.55
	66,540,434.91	51,720,514.51
	59,531,653.68	32,400,707.07
	22,220,241.86	28,285,959.54
	42,879,829.86	28,121,691.95
	27,424,621.80	11,168,502.01
	62,038,149.98	28,175,864.09
	1,698,642,436.32	1,180,488,799.80

34

	576,959,462.12	414,673,403.37
	44,427,651.35	202,751,364.96
	57,042,462.44	42,270,238.10
	27,303,727.56	26,273,220.17
	28,444,275.54	32,835,915.38
	30,412,823.90	19,436,432.71
	19,579,815.13	14,725,454.54
	19,191,997.75	13,893,211.21
	34,429,049.15	12,579,649.74
	8,415,237.81	9,152,146.65
	6,464,233.14	8,004,568.88
	4,599,985.21	4,427,536.85
	3,851,889.54	3,676,520.33
	55,854,820.69	39,121,266.76

	214,753,532.38	89,151,807.53
	64,390,583.01	11,026,263.66
	150,362,949.37	78,125,543.87
	27,307,491.56	13,913,685.81
	25,137.00	2,484,648.93
	-2,520,042.73	6,274,843.00
		3,620,830.70

-		2,600,000.00	
		1,830,000.00	150,000.00
XPS	HCFCs	1,582,678.68	1,171,206.67
		1,502,827.50	
		1,500,000.00	500,000.00
		1,274,000.00	1,274,000.00
		1,270,000.00	
		1,200,000.00	
		1,162,673.75	
		1,127,980.00	460,400.00
		1,097,800.00	1,097,800.00
		1,080,000.00	
		1,000,000.00	100,000.00
-		1,000,000.00	
		900,000.00	
78	5 100	850,000.00	
2017		700,000.00	59,500.00
		630,000.00	630,000.00
		615,500.00	
-		600,000.00	40,000.00
		540,000.00	
		520,000.00	
		512,000.00	250,000.00
		500,000.00	
		500,000.00	
15		500,000.00	
7-10		496,235.71	

	491,250.00	491,250.00
2018	470,000.00	
“135”	464,400.00	
	425,000.00	180,000.00
	420,000.00	120,000.00
2017	415,900.00	
	409,000.00	
2017	400,000.00	791,200.00
	400,000.00	
	400,000.00	
	359,500.00	300,000.00
	358,161.00	
	353,160.00	
	320,000.00	790,000.00
	320,000.00	300,000.00
2017	300,000.00	250,000.00
2017	300,000.00	
2017 4	260,000.00	
	250,000.00	300,000.00
	242,928.00	
	213,452.00	24,200.00
2014	200,000.00	180,000.00
17	200,000.00	
20	200,000.00	
	200,000.00	
	200,000.00	

	50,000.00	130,000.00
	50,000.00	50,000.00
2017	50,000.00	
-	50,000.00	
	50,000.00	
	50,000.00	
	50,000.00	
	45,000.00	
	40,000.00	
	38,245.88	
	37,500.00	37,500.00
	34,600.00	
	34,000.00	
	30,600.00	
2018	30,379.35	27,394.99
-	30,300.00	88,096.00
	30,000.00	105,000.00
	30,000.00	
	30,000.00	
2017	20,600.00	
	17,300.00	
	15,000.00	7,000.00
	15,000.00	
	15,000.00	

	4,000.00	
	2,000.00	8,000.00

		400,000.00
		400,000.00
		309,000.00
2017		300,000.00
2016		258,200.00
		200,000.00
		200,000.00
		120,000.00
		114,500.00
2016		100,000.00
2016		100,000.00
		80,000.00
		60,000.00
2016	“ ”	53,106.00
		50,000.00
2017		50,000.00
		50,000.00
		50,000.00
16		34,387.00
		33,357.07
		32,000.00
		30,527.42
		30,000.00
		30,000.00
		21,634.76
		20,389.10
		20,000.00
		20,000.00
2016		18,000.00
2017		16,467.00

		16,000.00
		12,000.00
		12,000.00
2016		10,000.00
		10,000.00
		9,000.00
		8,250.00
	210,499,364.88	110,901,771.96

39

	2,127,116.43	
	687,903.80	
	2,815,020.23	

40

“_”	6,315,221.00	

41

		304,228.39	
		304,228.39	
	62,023.26	300.94	62,023.26
	14,509,584.59	13,476,264.86	14,509,584.59
	14,571,607.85	13,780,794.19	14,571,607.85

42

--	--	--	--

	1,701,500.00	461,500.00	
	6,276,052.26	7,903,890.55	
	974,185.86	503,394.30	
	1,274,081.13	192,760.82	
	97,964.90	2,575.78	
	60,927.82	69,057.10	
	10,384,711.97	9,133,178.55	

43

1



44

28

45

1

	452,764,631.34	157,120,841.74
	202,717,734.83	125,628,015.70
	14,509,584.59	13,476,264.86
		1,613,832.55
	9,899,979.27	
	679,891,930.03	297,838,954.85

2

	1,471,965,980.98	1,020,361,131.81
	147,337,486.34	130,937,540.48
	974,185.86	503,394.30
	1,701,500.00	461,500.00
	6,397,980.12	264,393.70
	1,628,377,133.30	1,152,527,960.29

3

		14,647,606.30
	17,407,512.29	13,913,685.81
		7,392,000.00
	17,407,512.29	35,953,292.11

4

		150,000,000.00
		7,392,000.00
		157,392,000.00

5

ABN	1,333,198,307.62	
		26,538,520.57
		21,440,059.40
		6,127,825.92
	1,333,198,307.62	54,106,405.89

6

	72,251,999.10	26,753,772.83
		11,905,025.80
	30,075,323.16	11,585,772.25
		9,061,903.00
		986,792.45
	350,000,000.00	
	86,492,735.17	

	1,510,934,633.98	1,242,134,670.45
	62,435,199.29	131,774,754.52
	243,449,618.63	163,619,391.15
	21,157,933.37	13,909,462.12
	10,874,562.67	9,419,335.61
“ ”	-6,315,221.00	
“ ”	6,275,567.43	7,580,736.19
“ ”	192,787,414.18	103,345,953.52
“ ”	-2,815,020.23	
“ ”	-55,029,409.09	5,077,362.95
“ ”	1,328,906.88	
“ ”	-663,607,001.80	-768,771,909.42
“ ”	-2,962,996,284.35	-1,786,756,104.95
“ ”	2,661,863,710.07	719,897,191.55
	-6,397,980.12	226,980,321.70
	1,013,946,629.91	68,211,165.39
2	--	--
3	--	--
	4,631,320,369.80	2,293,507,408.77
	2,293,507,408.77	1,434,834,850.14
	2,337,812,961.03	858,672,558.63

2

	23,340,000.00
	--
	23,340,000.00
	437,639.44
	--

	437,639.44
	--
	22,902,360.56

3

	2,902,879.75
	--
	2,902,879.75
	2,347,895.65
	--
	2,347,895.65
	--
	554,984.10

4

	4,631,320,369.80	2,293,507,408.77
	2,058,925.80	4,247,564.82
	4,629,261,444.00	2,289,159,279.79
		100,564.16
	4,631,320,369.80	2,293,507,408.77

47

	223,602,810.81
	17,448,365.62
	5,976,754.48
	2,151,914.19
	500,000,000.00

	749,179,845.10	--
--	----------------	----

48

1

	--	--	
	5,767,299.77	6.8632	39,581,651.36
	93,250.38	7.8473	731,763.71
	1,434,174.50	0.8762	1,256,623.70
	34,908,189.08	5.0381	175,870,947.40
	3,070,709.56	1.64791	5,060,246.79
	49,648.81	8.6762	430,763.01
	--	--	
	1,757,496.35	6.8632	12,062,048.95
	79,802.72	7.8473	626,235.88
	4,412,906.61	0.8762	3,865,879.05
	244,416.00	5.0381	1,231,392.25
	3,923,919.59	1.64791	6,466,266.33
	9,858.37	8.6762	85,533.18
	50,672,278.05	5.0381	255,292,004.04
	278,692.79	1.64791	459,260.64
	164,844,027.68	0.8762	144,436,337.05
	134,711,253.14	0.8762	118,034,000.00
	717.74	5.0381	3,616.05
	6,061,572.49	1.64791	9,988,925.92
	11,441,989.75	0.8762	10,025,471.42
	18,345.21	7.8473	143,960.37
	575,655.22	5.0381	2,900,208.56

	158,424.92	1.64791	261,070.01
	5,037,533.57	0.8762	4,413,886.91
	--	--	

2

□ √

49

1

	42,986,140.57		1,162,673.75
	4,860,000.00		540,000.00
			198,787.07

	150,000.00		37,500.00
	11,287,500.00		630,000.00
	928,210.86		174,039.51
	3,860,000.00		
	1,500,000.00		
	708,333.33		100,000.00
	2,686,000.12		2,686,000.12
	57,898,000.00		57,898,000.00
	37,997,815.38		37,997,815.38
	24,368,824.20		24,368,824.20
	20,000,000.00		20,000,000.00
	14,610,000.00		14,610,000.00
	5,102,192.36		5,102,192.36
	4,607,773.06		4,607,773.06
	3,330,661.64		3,330,661.64
-	2,600,000.00		2,600,000.00
	1,830,000.00		1,830,000.00
	1,502,827.50		1,502,827.50
	1,500,000.00		1,500,000.00
	1,270,000.00		1,270,000.00
	1,200,000.00		1,200,000.00
	1,080,000.00		1,080,000.00
	1,000,000.00		1,000,000.00
-	1,000,000.00		1,000,000.00
	900,000.00		900,000.00

78 100	5	850,000.00	850,000.00
2017		700,000.00	700,000.00
		615,500.00	615,500.00
	-	600,000.00	600,000.00
		520,000.00	520,000.00
		512,000.00	512,000.00
		500,000.00	500,000.00
		500,000.00	500,000.00
	15	500,000.00	500,000.00
	7-10	496,235.71	496,235.71
2018		470,000.00	470,000.00
	“135”	464,400.00	464,400.00
		425,000.00	425,000.00
		420,000.00	420,000.00
	2017	415,900.00	415,900.00
		409,000.00	409,000.00
	2017	400,000.00	400,000.00
		400,000.00	400,000.00
		400,000.00	400,000.00
		359,500.00	359,500.00

--	--	--	--

358,161.00

	148,871.00		148,871.00
	140,000.00		140,000.00
	119,200.00		119,200.00
-	117,796.00		117,796.00
-	103,930.00		103,930.00
	100,000.00		100,000.00
2016	100,000.00		100,000.00
	100,000.00		100,000.00
	100,000.00		100,000.00
	100,000.00		100,000.00
	100,000.00		100,000.00
	100,000.00		100,000.00
	100,000.00		100,000.00
	100,000.00		100,000.00
	100,000.00		100,000.00
	90,000.00		90,000.00
	78,500.00		78,500.00
	78,345.08		78,345.08
	70,000.00		70,000.00
	67,000.00		67,000.00
	63,642.59		63,642.59
	59,775.00		59,775.00
	55,600.00		55,600.00
	50,000.00		50,000.00
	50,000.00		50,000.00
2017	50,000.00		50,000.00

-	50,000.00		50,000.00
			50,000.00

17	8,500.00		8,500.00
	5,000.00		5,000.00
	4,000.00		4,000.00
	2,000.00		2,000.00
	2,000.00		2,000.00
	2,000.00		2,000.00
	1,800.00		1,800.00
	1,200.00		1,200.00
	1,000.00		1,000.00
	500.00		500.00
-	500.00		500.00
	300.00		300.00
	280.00		280.00
	280.00		280.00
	280.00		280.00

2

□ √

50

1

1

--	--	--	--	--	--	--	--	--

	2018 07 03	23,340,000.0 0	70.01%		2018 07 03		35,031,700.0 0	5,781,800.00

2

--		23,340,000.00
		23,340,000.00
		18,716,543.92
/		4,623,456.08

3

	437,639.44	437,639.44
	40,150,618.53	40,150,618.53
	2,814,632.04	2,814,632.04
	2,918,056.02	2,918,056.02
	2,000,000.00	2,000,000.00
	17,781,664.02	17,781,664.02
	26,734,100.73	26,734,100.73
	8,017,556.81	8,017,556.81
	18,716,543.92	18,716,543.92

4

√

2

√

	2,902,879.75	31.65%	2018 07 31		-7,449,437.30	19.00%	6,214,661.10	1,742,645.03	-4,472,016.07			

□ √

3

%

100.00

100.00

100.00

92.00

100.00

;

100.00

100.00

;

,

100.00

100.00

100.00

100.00

100.00

100.00

100.00

100.00

； ； 100.00

100.00

； ； 100.00

80.00

100.00

； ； 100.00

4

1

1

				100.00%		
				99.69%		
				100.00%		
				86.36%	13.64%	

				100.00%		
				100.00%		
				100.00%		
				100.00%		
				100.00%		
				100.00%		

				100.00%		
				100.00%		
				100.00%		
				100.00%		
				100.00%		

				100.00%		
				100.00%		
				100.00%		
				100.00%		
				100.00%		
				92.00%		
				100.00%		
			;	100.00%		
				100.00%		
			;	100.00%		
				100.00%		

				100.00%		
				100.00%		
				100.00%		
				100.00%		
				100.00%		
				100.00%		
			；	100.00%		
			；	100.00%		
			；	100.00%		
			；	100.00%		
			；	80.00%		
				100.00%		

			;		100.00%	
			;			

2

	0.31%	551,593.40		3,233,413.99

3

	2,421,837,043.23	225,363,925.07	2,647,200,968.30	1,609,394,049.26	928,210,868.65	1,610,322,260.12	1,571,157,467.65	206,572,174.47	1,777,729,642.12	917,441,524.28	1,102,250.37	918,543,774.65



--	--	--	--	--	--	--	--	--

1

1

	485,492.32	241,892.19
	485,492.32	241,892.19

	371,336.93	132,665.16
	371,336.93	132,665.16
	114,155.39	109,227.03

2018 12 31

	-	1,425.85	5,164.37	22,784.55
	14.40	29,458.74	135.80	2,195.67
	290.38	297.38	43,239.43	896.55
	13,247.34	805.41	14,955.88	15.28
	1,025.00		1,198.58	1,168.76
	-	-	51.63	
	14,577.11	31,987.38	64,745.70	27,060.81

	5%	178.11	5%	907.74
	-5%	-178.11	-5%	-907.74
	4%	6.89	3%	-695.21
	-4%	-6.89	-3%	695.21

	3%	1288.49	4%	20.37
	-3%	-1288.49	-4%	-20.37
	4%	68.27	5%	0.65
	-4%	-68.27	-5%	-0.65
	5%	20.63	6%	18.53
	-5%	-20.63	-6%	-18.53
	3%	0.77		
	-3%	-0.77		

2

4

25.82% 2017

 19.53%
 29.63% 2017 18.79%

3

		2018 12 31	
603,723.70	2017 12 31		627,887.17

	485,492.32			485,492.32
	154,741.10			154,741.10
	492,317.92	3,491.62	2,992.81	498,802.35
	18,384.98	3,260.71	5,386.85	27,032.54
	26,636.79			26,636.79
	1,177,573.12	6,752.32	8,379.67	1,192,705.11
	371,336.93			371,336.93
	11,877.51			11,877.51
	308,089.27			308,089.27
	924.76			924.76
	3.98			3.98
	171,906.55	5,342.78	1,086.36	178,335.69
	150,402.05			150,402.05
	1,014,541.05	5,342.78	1,086.36	1,020,970.19
	242,316.95			242,316.95
	37,678.40			37,678.40
	465,660.20	3,135.35	2,578.98	471,374.53
	15,366.85	1,023.54	1,398.23	17,788.62
	30,277.76			30,277.76
	791,300.16	4,158.89	3,977.21	799,436.26
	132,665.16			132,665.16
	20,317.45			20,317.45
	90,104.03			90,104.03
	287.98			287.98
	3.98			3.98

146,552.20	3,098.54	578.08	150,228.82
143,029.45			143,029.45
532,960.25	3,098.54	578.08	536,636.87

2

2018 12 31

58.84% 2017 12 31 48.23%

1

2

3

4

1

2018 12 31

2

1

--	--	--	--	--	--

30.62%

2**3**

	6.06%
	1.30%
KELTICINVESTMENT(HK)LIMITED	
KELTICINVESTMENT	

4**1**

/

--	--	--	--	--	--

		6,200,155.70	12,600,000.00		3,660,000.00
--	--	--------------	---------------	--	--------------

/

			8,569,624.07		6,817,285.34

2

	5,000.00	2017 06 28	2018 06 28	
	5,000.00	2017 05 17	2018 05 17	
	6,000.00	2017 12 29	2018 12 28	
	5,000.00	2018 03 12	2019 09 11	
	23,000.00	2018 04 23	2019 04 22	
	1,500.00	2017 07 10	2018 07 10	
	3,000.00	2017 12 29	2018 12 28	
	12,200.00	2018 07 28	2021 07 21	
	24,000.00	2018 01 19	2020 01 25	
	5,000.00	2018 01 01	2020 01 01	
	4,000.00	2018 12 14	2020 12 13	
	3,000.00	2015 07 26		
	15,000.00	2017 07 03	2022 12 31	
	3,000.00	2018 11 16	2021 11 15	
	3,000.00	2017 07 06	2018 10 10	
	6,000.00	2018 02 08	2019 02 08	
	5,000.00	2018 03 16	2020 03 15	
	15,000.00	2018 06 21	2019 06 21	
	4,000.00	2018 07 26	2019 07 26	
	10,000.00	2018 11 30	2019 11 29	
	5,000.00	2018 12 04	2019 12 04	

	7,000.00	2017 11 15	2018 10 31	
	5,000.00	2017 11 08	2019 12 31	
	5,000.00	2018 07 24	2019 07 24	
	5,000.00	2018 10 19	2019 09 24	
	184,700.00			

	20,000.00	2018 03 13	2021 09 12	
	55,000.00	2017 09 06	2022 09 06	
	89,000.00	2018 09 07	2019 09 06	
	25,000.00	2018 08 01	2019 05 31	
	108,000.00	2018 10 23	2024 10 22	
	70,000.00	2018 05 25	2019 05 24	
	40,000.00	2017 01 17	2019 01 17	
	30,000.00	2018 06 08	2019 06 08	
	20,000.00	2018 06 27	2019 06 27	
	27,200.00	2018 06 13		
	30,000.00	2016 08 31	2021 09 05	
	100,000.00	2018 09 21	2019 07 25	
	30,000.00	2018 09 04	2019 09 04	
	30,000.00	2018 09 21	2019 09 20	
	674,200.00			

3

	15,870,000.00	17,730,300.00

5

1

		1,155,936.72	59,682.28	273,006.48	13,650.32

2

		4,385,015.57	1,464,000.00

1

√ □

	0.00
	23,480,014.00
	7,083,587.00
	8.24
	3 7
	18.31 4 7

1

2013

 69.80
 1,631.60

A 1,800

1,730.20

2

2013

4	2013		18.20	1.00
5	2013		177.7833	1.00
6	2013		12.20	1.00
7	2013		103.45	1.00
8	2013		38.9333	1.00
9	2013		11.00	1.00
10	2013		2.89	1.00
1	2016		6,312.60	
5,314.9909	997.6091			
	1.00			
2	2016		119.00	1.00
3	2016		85.40	
	A	1.00		
4	2016		705.04	
1.00				

2

√ □

	20		20
	/ 20		14.06
	50%	2012	
			20
		50%	
			20
	/ 20	20	50%
	50%		
		20	/ 20
	20		50%
			425,342,871.04

	440,562,762.00
--	----------------

2

2018 12 20	2019 1 8	2019
7,079,337		1,499,161,856
1,492,082,519		

2019 3 1

20

20

2019 3 27

1

1

2

1

2

2

	13,644,378,533.84	2,428,883,979.73	-2,027,554,262.83	14,045,708,250.74
	12,094,711,200.52	1,950,997,050.22		14,045,708,250.74
	1,549,667,333.32	477,886,929.51	-2,027,554,262.83	

	13,561,543,878.97	2,393,380,826.29	-2,027,554,262.83	13,927,370,442.43
	9,498,017,848.75	1,716,626,384.53	-2,027,554,262.83	9,187,089,970.45
	9,421,376,839.18	1,686,256,264.73	-2,027,554,262.83	9,080,078,841.08
	2,671,002,490.36	370,032,850.42		3,041,035,340.78
/()	1,475,358,194.73	342,224,744.78		1,817,582,939.51
	29,808,987,698.24	4,354,152,591.95	-14,511,431,900.76	19,651,708,389.43
	19,543,373,046.88	3,303,311,745.01	-11,283,475,512.27	11,563,209,279.62
	1,722,991,442.23	19,781,929.96		1,742,773,372.19
	268,751,770.30	6,730,344.37		275,482,114.67

2

2

1

				/
		- 44,148,814.32	1,162,673.75	42,986,140.57
		- 5,400,000.00	540,000.00	4,860,000.00
		- 5,900,000.00	198,787.07	5,701,212.93
		- 7,185,100.00	-	7,185,100.00
		22,559,600.00	-	1,127,980.00
		19,282,150.00	-	1,097,800.00
		14,192,000.00	-	1,274,000.00
		11,917,500.00	-	630,000.00
XPS	HCFCs	11,210,640.42	-	1,582,678.68
		3,860,000.00	-	-
		3,500,000.00	-	-

	187,500.00	-	37,500.00	150,000.00		
	96,153,474.24	62,633,914.32	11,202,709.13	-	147,584,679.43	-
2						
						/
			57,898,000.00	-		
			37,997,815.38	18,174,471.08		
			24,368,824.20	-		
			20,000,000.00	-		
			14,610,000.00	-		
			5,102,192.36	-		
			4,607,773.06	-		
			3,330,661.64	-		
			2,686,000.12	2,685,999.96		
			2,600,000.00	-		
			-			
			1,830,000.00	150,000.00		
XPS			1,582,678.68	1,171,206.67		
HCFCs						
			1,502,827.50	-		
			1,500,000.00	500,000.00		
			1,274,000.00	1,274,000.00		

1,270,000.00

-

	500,000.00	-
	500,000.00	-
15	500,000.00	-
	491,250.00	491,250.00
	400,000.00	791,200.00
2017		
	320,000.00	790,000.00
2015	198,787.07	-
	174,039.51	139,231.63
	160,000.00	600,000.00
-		
	140,000.00	912,000.00
	100,000.00	3,000,000.00
	100,000.00	100,000.00
	100,000.00	100,000.00
	37,500.00	37,500.00
	-	30,000,000.00
	-	14,768,070.00
	-	4,725,000.00
	-	3,621,319.75
	-	3,140,386.94

	-	3,082,707.69
	-	3,005,654.00
	-	2,896,448.00
	-	1,000,000.00
	-	913,246.74
	-	800,000.00
	-	700,000.00
2016	-	600,000.00
	-	506,000.00
	-	500,000.00
	11,081,061.61	7,088,379.50
	210,499,364.88	110,901,771.96

3

2018 12 31

	309,839,616	4,012,423,027
	10,199,944	132,089,275
	45,799,923	593,109,003
	4,210,000	54,519,500
	1,638,994	21,224,972
	173,999	2,253,287

1

2017 4 17

52,000,000

364

2017 4

17

20

2017

881,863,218

2017

1,499,159,269

2018 6

52,000,000

88,399,516

				731	
2	2017 5 25		10,980,000		2017 5 25
		365			
20	2017	881,863,218	2017		2018 6
	10,980,000	18,665,888	1,499,159,269		
				364	
3	2017 5 26		16,725,200		2017 5 26
		364			
20	2017	881,863,218	2017		2018 6
	16,725,200	28,432,681	1,499,159,269		
				364	
4	2017 8 29		64,000		
		2017 8 29			
	2017				2017
					2018 6

7	2017 9 27		570,000	
		2017 9 27		
				2017
881,863,218	2017		2018 6 20	570,000
968,994	1,499,159,269			
8	2018 2 1		528,402	
		2018 2 1		
				2017
881,863,218	2017		2018 6 20	528,402
898,278	1,499,159,269			
9	2018 3 20		18,063,600	
		730		2018 3 20
20	2017	881,863,218	2017	2018 6
	18,063,600	30,707,952	1,499,159,269	
10	2018 5 23		2,325,800	
		366		2018 5 23
20	2017	881,863,218	2017	2018 6
	2,325,800	3,953,838	1,499,159,269	
11	2018 6 15		9,300,000	
		364		2018 6 15
20	2017	881,863,218	2017	2018 6
	9,300,000	15,809,903	1,499,159,269	
12	2018 6 20		6,000,000	
				2018 6 20
13	2018 6 21		4,199,944	

2018 6 21

14	2018 6 21	2018 6 21	8,000	
15	2018 6 27	2018 6 27	17,000	
16	2018 6 27	2018 6 27	670,000	
17	2018 6 28	351 2018 6 28	1,000,000	2018 6 28
18	2018 7 4	2018 7 4	24,200	
19	2018 7 24	2018 7 24	4,210,000	
20	2018 9 28	2018 9 28	4,200,000	
21	2018 10 10	2018 10 10	8,000	
22	2018 10 18	2018 10 18	8,000	

23	2018 10 24 365	14,000,000	2018 10 24
24	2018 11 15 365	14,000,000	2018 11 15
25	2018 12 3	13,000,000 2018 12 3	
26	2018 12 3	19,000,000 2018 12 3	
27	2018 12 10	34,000,000 2018 12 10	
28	2018 12 18	32,000,000 2018 12 18	

1

	874,574,735.62	230,431,321.06
	1,737,980,159.42	1,859,992,250.03
	2,612,554,895.04	2,090,423,571.09

1

1)

	116,857,835.39	64,128,084.35
	757,716,900.23	166,303,236.71
	874,574,735.62	230,431,321.06

2)

	17,448,365.62
	17,448,365.62

3)



□ √

√ □

1			
1	1,519,397,285.35	75,969,864.25	5.00%
1 2	99,054,144.66	9,905,414.47	10.00%
2 3	28,454,709.93	8,536,412.98	30.00%
3 4	7,209,759.78	3,604,879.89	50.00%
4 5	6,917,463.17	5,533,970.54	80.00%
5	10,742,030.58	10,742,030.58	100.00%
	1,671,775,393.47	114,292,572.71	6.84%

□ √

2)

11,449,558.47

0.00

3)

	226,760.00

4)

59.07%

1,094,250,254.84

0.00

5)

	461,832,705.10	-30,082,084.13
ABN	580,475,640.00	-14,430,919.36

2

	1,226,150.94	3,645.37
	515,628,373.13	15,628,373.13
	1,553,742,755.41	2,130,385,651.62
	2,070,597,279.48	2,146,017,670.12

1

1)

	1,226,150.94	3,645.37
	1,226,150.94	3,645.37

2

1)

()		
	515,628,373.13	15,628,373.13
	515,628,373.13	15,628,373.13

3

1)

	1,571,59 9,292.27	99.80%	17,856,5 36.86	1.11%	1,553,742 ,755.41	2,142,6 69,636. 52	99.95%	12,283,98 4.90	0.57%	2,130,385,6 51.62
	3,139,10 2.00	0.20%	3,139,10 2.00	100.00%		1,130,3 30.80	0.05%	1,130,330 .80	100.00%	0.00

	1,574,738,394.27	100.00%	20,995,638.86	1.30%	1,553,742,755.41	2,143,799,967.32	100.00%	13,414,315.70	0.63%	2,130,385,651.62
--	------------------	---------	---------------	-------	------------------	------------------	---------	---------------	-------	------------------

1			
1	65,648,418.19	3,282,420.91	5.00%



	81,224,208.07	177,538.38		81,401,746.45		
	1,397,306.27	177,538.38		1,574,844.65		
	50,408,069.35	59,179.46		50,467,248.81		
	100,000,000.00			100,000,000.00		
	55,386,003.80	871,614.01		56,257,617.81		
	54,670,127.08	677,276.05		55,347,403.13		

		19,390,000.00		19,390,000.00		
	94,695.98		94,695.98			

	2018 12 31		
(10)		2018 5	5,000
		2018 12 31	
(11)	1,000		
2018 5		2018 12 31	
(12)		2018 2	17,000
	2018 12 31		
(13)		2018 6	5,000
	2018 12 31		
(14)	2,000		
2018 7		2018 12 31	
(15)		2018 5	3,500
	2018 12 31		
(16)	3,500		
2018 6		2018 12 31	
(17)	3,500		
2018 6		2018 12 31	
(18)	5,000		
2018 7		2018 12 31	
(19)	10,000		
2018 6		2018 12 31	
1,939			
(20)	10,000		
2018 12		2018 12 31	
(21)	20,000		
		2018 12	
	2018 12 31		
22			

4

	7,226,675,769.29	6,169,140,384.56	4,970,314,131.24	3,816,858,197.53
	739,124,650.07	719,907,918.12	775,950,393.71	761,132,998.32
	7,965,800,419.36	6,889,048,302.68	5,746,264,524.95	4,577,991,195.85

5

	500,000,000.00	15,628,373.13
	687,903.80	
	500,687,903.80	15,628,373.13

1

√ □

	2,166,285.17	
	210,499,364.88	
	10,462,948.14	
	687,903.80	
	33,572,475.30	
	5,079,832.67	
	185,164,194.02	--

1 —

1 —

□ √

2

		/	/
	20.36%	1.01	1.00
	17.86%	0.88	0.88

3

1

 √

2

 √

2018